

**WOOD COUNTY, TEXAS**  
**COMBINED STATEMENT OF CASH ACCOUNTS ACTIVITY**  
**FOR THE MONTH ENDING NOVEMBER 30, 2021**

FUND CODE	FUND NAME	CASH BALANCE	RECEIPTS		DISBURSEMENTS		TRANSFER	Net Change	CASH BALANCE
		10/31/2021				IN/(OUT)	11/30/2021		
<b>BUDGETED FUNDS</b>									
<b>OPERATING FUNDS</b>									
100	General	\$ 19,569,918.56	\$ 1,721,728.09		\$(1,779,989.71)	\$ 1,761.88	\$ (56,499.74)	\$ 19,513,418.82	
200	Road and Bridge Fund	3,692,595.36	692,449.82		\$(1,423,036.79)	(11.88)	(730,598.85)	2,961,996.51	
270	Tobacco Settlement Fund	114,436.28	0.00	0.00	0.00	0.00	0.00	114,436.28	
	<b>Total Operating Funds</b>	<b>\$ 23,376,950.20</b>	<b>\$ 2,414,177.91</b>	<b>\$ (3,203,026.50)</b>	<b>\$ 1,750.00</b>	<b>\$ (787,098.59)</b>		<b>\$ 22,589,851.61</b>	
<b>SPECIAL REVENUE FUNDS</b>									
230	CC-Records Mgmt. & Preservation	896,402.36	14,368.47	0.00	0.00	0.00	14,368.47	910,770.83	
231	General Records Mgmt. & Preservation	50,809.35	703.38	(109.90)	0.00	0.00	593.48	51,402.83	
232	CC-Records Archive Fee	563,882.41	13,690.69	0.00	0.00	0.00	13,690.69	577,573.10	
234	Courthouse Security	74,438.67	2,529.34	(219.80)	(1,750.00)	0.00	559.54	74,998.21	
235	Hotel and Motel Tax	344,046.57	26,263.42	(6,065.87)	0.00	0.00	20,197.55	364,244.12	
236	Child Welfare	2,093.01	160.51	(194.49)	0.00	0.00	(33.98)	2,059.03	
238	Crime Victims Services	5,652.15	41.40	(373.89)	0.00	0.00	(332.49)	5,319.66	
239	Justice Court Technology	61,618.52	554.98	(1,365.00)	0.00	0.00	(810.02)	60,808.50	
240	DC-Records Mgmt & Preservation	26,977.89	626.39	(1,184.15)	0.00	0.00	(557.76)	26,420.13	
241	JP Building Security Fee	6,218.01	(394.16)	0.00	0.00	0.00	(394.16)	5,823.85	
242	Elections Special	93,274.62	23.67	0.00	0.00	0.00	23.67	93,298.29	
243	Guardianship	69,885.77	577.84	0.00	0.00	0.00	577.84	70,463.61	
244	CC-Technology	9,188.93	44.17	0.00	0.00	0.00	44.17	9,233.10	
245	DC-Technology	25,104.84	234.02	0.00	0.00	0.00	234.02	25,338.86	
246	DC-Records Archive Fee	2,287.76	500.65	0.00	0.00	0.00	500.65	2,788.41	
247	DC-CT Records Preservation	16,605.57	99.23	0.00	0.00	0.00	99.23	16,704.80	
260	Law Library	90,005.59	1,523.07	(289.00)	0.00	0.00	1,234.07	91,239.66	
305	Constable Forfeiture	1,282.69	0.33	0.00	0.00	0.00	0.33	1,283.02	
402	American Rescue	4,428,641.37	1,124.43	(20.00)	0.00	0.00	1,104.43	4,429,745.80	
	<b>Total Special Revenue Funds</b>	<b>\$ 6,768,416.08</b>	<b>\$ 62,671.83</b>	<b>\$ (9,822.10)</b>	<b>(\$1,750.00)</b>	<b>\$ 51,099.73</b>		<b>\$ 6,819,515.81</b>	
<b>OTHER FUNDS</b>									
250	Right of Way	882,036.66	226.12	0.00	0.00	0.00	226.12	882,262.78	
281	Community Supervision & Corr.	235,836.11	21,720.41	(37,657.84)	0.00	0.00	(15,937.43)	219,898.68	
290	Juvenile Probation Department	42,834.24	21,020.00	(18,003.20)	0.00	0.00	3,016.80	45,851.04	
892	Historical Commission	58,045.91	476.69	(296.24)	0.00	0.00	180.45	58,226.36	
	<b>Total Other Funds</b>	<b>\$ 1,218,752.92</b>	<b>\$ 43,443.22</b>	<b>\$ (55,957.28)</b>	<b>\$ -</b>	<b>\$ (12,514.06)</b>		<b>\$ 1,206,238.86</b>	
	<b>TOTAL BUDGETED FUND</b>	<b>\$ 31,364,119.20</b>	<b>\$ 2,520,292.96</b>	<b>\$ (3,268,805.88)</b>	<b>\$ -</b>	<b>\$ (748,512.92)</b>		<b>\$ 30,615,606.28</b>	
<b>NON-BUDGETED AND NON-COUNTY FUNDS</b>									
880	Treasurer's State Fees	15.00	29,163.78	0.00	0.00	0.00	29,163.78	29,178.78	
891	Payroll Fund	0.00	0.00	(95.08)	0.00	0.00	(95.08)	(95.08)	
	<b>TOTAL NON-BUDGETED FUNDS</b>	<b>\$ 15.00</b>	<b>\$ 29,163.78</b>	<b>\$ (95.08)</b>	<b>\$ -</b>	<b>\$ 29,068.70</b>		<b>\$ 29,083.70</b>	
	<b>TOTAL CASH IN POOLED ACCOUNTS</b>	<b>\$ 31,364,134.20</b>	<b>\$ 2,549,456.74</b>	<b>\$ (3,268,900.96)</b>	<b>\$ -</b>	<b>\$ (719,444.22)</b>		<b>\$ 30,644,689.98</b>	
	<b>CASH IN BANK - POOLED CASH ACCOUNTS</b>	<b>0.00</b>	<b>0.00</b>	<b>0.00</b>	<b>0.00</b>	<b>0.00</b>		<b>0.00</b>	
890	AP Pooled Cash	1,379,061.36	163.29	(2,123,152.23)	1,700,000.00	(422,988.94)	955,072.42		
890	Payroll Pooled Cash	(9,626.29)	103.39	(1,144,998.73)	2,000,000.00	855,104.66	845,478.37		
890	Deposits Pooled Cash	14,259,676.42	2,543,235.33	0.00	(3,700,000.00)	(1,156,764.67)	13,102,911.75		
890	CD Investments	14,211,509.14	5,922.68	0.00	0.00	5,922.68	14,217,531.82		
890	CD Non-Depository	492,551.63	0.00	0.00	0.00	0.00	492,551.63		
890	CDARS Investments	(0.00)	0.00	0.00	0.00	0.00	(0.00)		
890	TexPool Pooled Investments	1,024,101.94	32.05	0.00	0.00	32.05	1,024,133.99		
890	Jury Pooled Cash	6,760.00	0.00	(750.00)	0.00	(750.00)	6,010.00		
	<b>TOTAL CASH IN BANK - POOLED CASH ACCOUNTS</b>	<b>\$ 31,364,134.20</b>	<b>\$ 2,549,456.74</b>	<b>\$ (3,268,900.96)</b>	<b>\$ 0.00</b>	<b>\$ (719,444.22)</b>		<b>\$ 30,644,689.98</b>	

KELLEY PAUL  
 COUNTY CLERK, WOOD COUNTY TX

2022 APR -5 PM 2:36

WOOD COUNTY RECORDS

FUND CODE	FUND NAME	CASH BALANCE 10/31/2021	RECEIPTS	DISBURSEMENTS	TRANSFER IN/(OUT)	Net Change	CASH BALANCE 11/30/2021
<b>CASH IN BANK - NON POOLED CASH ACCOUNTS - NON-BUDGETED, &amp; BANKTEXAS ACCOUNTS</b>							
200	Road & Bridge CD RRC Restricted	\$ 27,984.82	\$ 11.88	\$ 0.00	\$ 0.00	\$ 11.88	\$ 27,996.70
233	Sheriff's Forfeiture Fund (Budgeted)	12,465.01	0.00	(1,796.14)	-	-1796.14	10,668.87
401	Grant Fund	0.00	0.00	0.00	0.00	0.00	0.00
601	Interest & Sinking	27,736.29	7.23	0.00	0.00	7.23	27,743.52
895	Health Plan	222,103.51	334,757.68	(630,250.92)	694,955.32	399,462.08	621,565.59
895	Health Plan CD	694,607.32	348.00	0.00	(694,955.32)	(694,607.32)	0.00
895	Health Plan CDARS	0.00	0.00	0.00	0.00	0.00	0.00
898	MRP/DPC Clearing	16,460.44	4,165.74	(3,211.79)	0.00	953.95	17,414.39
	District Clerk Clearing	27,187.83	25,343.48	(28,560.83)	0.00	(3,217.35)	23,970.48
	JP1 Clearing	12,611.38	15,902.98	(13,361.38)	0.00	2,541.60	15,152.98
	JP2 Clearing	18,650.33	11,094.55	(19,603.33)	0.00	(8,508.78)	10,141.55
	JP3 Clearing - CNB	4,970.53	4,160.50	(5,300.53)	0.00	(1,140.03)	3,830.50
	JP4 Clearing	1,868.00	2,579.00	(3,867.00)	0.00	(1,288.00)	580.00
	Treasurer's Credit Card	0.00	308.50	(308.50)	0.00	0.00	0.00
	<b>TOTAL BANKTEXAS - NON POOLED CASH ACCOUNTS</b>	<b>\$ 1,066,645.46</b>	<b>\$ 398,679.54</b>	<b>\$ (706,260.42)</b>	<b>\$ 0.00</b>	<b>(\$307,580.88)</b>	<b>\$ 759,064.58</b>
<b>TEXPOOL ACCOUNTS</b>							
601	Interest & Sinking	38,106.80	1.20	0.00	0.00	1.20	38,108.00
895	Health Plan	1,214.02	0.00	0.00	0.00	0.00	1,214.02
	<b>TOTAL TEXPOOL - NON POOLED CASH ACCOUNTS</b>	<b>\$39,320.82</b>	<b>\$1.20</b>	<b>\$0.00</b>	<b>\$0.00</b>	<b>\$ 1.20</b>	<b>\$ 39,322.02</b>
	<b>TOTAL CASH IN BANK - NON POOLED CASH ACCOUNTS</b>	<b>\$ 1,105,966.28</b>	<b>\$ 398,680.74</b>	<b>\$ (706,260.42)</b>	<b>\$ 0.00</b>	<b>(\$307,579.68)</b>	<b>\$ 798,386.60</b>
	<b>TOTAL CASH IN BANK - ALL TREASURER'S ACCOUNTS</b>	<b>\$ 32,470,100.48</b>	<b>\$ 2,948,137.48</b>	<b>\$ (3,975,161.38)</b>	<b>\$ 0.00</b>	<b>(\$1,027,023.90)</b>	<b>\$ 31,443,076.58</b>

Miscellaneous Information  
 Indebtedness as of 11/30/2021: \$0.00 Certificate of Obligation: None  
 RB Line of Credit-Railroad Commission \$25,000 CD Secured - Current Balance Available \$27,996  
 Bank Texas (including CDARS and ICS) \$ 29,887,068.94  
 Non-Depository Investments 492,551.63  
 TexPool: 1,063,456.01  
**Total \$ 31,443,076.58**

Bank Texas Interest Income: Interest Rate .00%-.15% \$ 2,135.17  
 Certificates of Deposit: Interest Rates Varies 6,282.56  
 CDARS Interest Income 0.00  
 TexPool Interest Income: Interest Rate .04% 33.25  
**Total Interest Income \$ 8,450.98**

I, Becky S. Burford, County Treasurer, in and for the County of Wood, State of Texas, do hereby present the November 2021 Statement of Cash Accounts Activity, the attached Treasurer's Report of Cash Receipts and Disbursements, and the Report of Securities as true and correct statements, to the best of my knowledge, of accounts under the control of Wood County Treasurer and furthermore state that the fund balances are on deposit earning interest in accordance with the Wood County Investment Policy, earning interest in accordance with the Wood County Depository Contract.

*Becky S. Burford*  
 Becky S. Burford, Wood County Treasurer

*Lucy Hebron*  
 Lucy Hebron, County Judge

*Virgil Holland, Jr.*  
 Virgil Holland, Jr. Commissioner Precinct 1


*Jerry Gaskill*  
 Jerry Gaskill, Commissioner Precinct 2

*Mike Simmons*  
 Mike Simmons, Commissioner Precinct 3

*Ronald Baker*  
 Ronald Baker, Commissioner Precinct 4

*Terri Seward*  
 Terri Seward, Auditor

*Kelley Price*  
 Kelley Price, County Clerk



RECEIVED  
 FEB 23 2022



**WOOD COUNTY, TEXAS  
 RECAP OF FUNDS BY BANK ACCOUNTS  
 FOR THE MONTH ENDING NOVEMBER 30, 2021**

Fund	Beginning Cash Balance	M-T-D Receipts	M-T-D Disbursements	Transfers	Ending Balance	BankTexas Quitman	Allocation of Cash			Total Cash
							BankTexas CDARS	Non-Depository Banks	TexPool	
200 Road & Bridge CD Restricted	\$ 27,984.82	\$11.88	\$0.00	\$0.00	\$27,996.70	\$27,996.70	\$0.00	\$0.00	\$0.00	\$27,996.70
233 Sheriff Forfeiture Fund	12,465.01	-	(1,796.14)	-	10,668.87	10,668.87	0.00	0.00	0.00	10,668.87
401 Grants	0.00	-	-	-	0.00	-	0.00	0.00	0.00	0.00
601 Interest and Sinking	65,843.09	8.43	-	-	65,851.52	27,743.52	0.00	0.00	38,108.00	65,851.52
890 Pooled Funds	16,659,973.43	2,543,534.06	(3,268,900.96)	0.00	15,934,606.53	14,910,472.54	0.00	0.00	1,024,133.99	15,934,606.53
890 Pooled CDs	14,704,160.77	5,922.68	0.00	0.00	14,710,083.45	14,217,531.82	0.00	492,551.63	0.00	14,710,083.45
895 Health Plan Fund	223,317.53	334,757.68	(630,250.92)	694,955.32	622,779.61	621,565.59	0.00	0.00	1,214.02	622,779.61
895 Health Plan CDs	694,607.32	348.00	0.00	(694,955.32)	0.00	0.00	0.00	0.00	0.00	0.00
898 MRP/DPC Clearing	16,460.44	4,165.74	(3,211.79)	0.00	17,414.39	17,414.39	0.00	0.00	0.00	17,414.39
District Clerk Clearing	27,187.83	25,343.48	(28,560.83)	0.00	23,970.48	23,970.48	0.00	0.00	0.00	23,970.48
JP1 Clearing	12,611.38	15,902.98	(13,361.38)	0.00	15,152.98	15,152.98	0.00	0.00	0.00	15,152.98
JP2 Clearing	18,650.33	11,094.55	(19,603.33)	0.00	10,141.55	10,141.55	0.00	0.00	0.00	10,141.55
JP3 Clearing	4,970.53	4,160.50	(5,300.53)	0.00	3,830.50	3,830.50	0.00	0.00	0.00	3,830.50
JP4 Clearing	1,868.00	2,579.00	(3,867.00)	0.00	580.00	580.00	0.00	0.00	0.00	580.00
Treasurer's Credit Card	0.00	308.50	(308.50)	0.00	0.00	0.00	0.00	0.00	0.00	0.00
<b>Grand Total</b>	<b>\$ 32,470,100.48</b>	<b>\$ 2,948,137.48</b>	<b>\$ (3,975,161.38)</b>	<b>\$ -</b>	<b>\$ 31,443,076.58</b>	<b>\$ 29,887,068.94</b>	<b>\$ (0.00)</b>	<b>\$ 492,551.63</b>	<b>\$ 1,063,456.01</b>	<b>\$ 31,443,076.58</b>

KELLEY PRICE  
 COUNTY CLERK, WOOD COUNTY TX  
 2022 APR -5 PM 2:36

**WOOD COUNTY, TEXAS  
COMBINED STATEMENT OF CASH ACCOUNTS ACTIVITY  
FOR THE YEAR-TO-DATE THROUGH NOVEMBER 30, 2022**

FUND CODE	FUND NAME	CASH BALANCE 9/30/2021	PRIOR-YEAR RECLASSES	REVISED CASH BALANCE 9/30/2021	RECEIPTS	DISBURSEMENTS	TRANSFER IN/(OUT)	Net Change	CASH BALANCE 11/30/2021
<b>BUDGETED FUNDS</b>									
<b>OPERATING FUNDS</b>									
100	General	\$ 21,298,921.51	\$ (1,565.32)	\$ 21,297,356.19	\$ 2,202,051.74	\$ (3,991,587.53)	\$ 5,598.42	\$ (1,783,937.37)	\$ 19,513,418.82
200	Road and Bridge Fund	4,116,963.03	(11,884.00)	4,105,079.03	823,444.02	(1,966,503.16)	(23.38)	(1,143,082.52)	2,961,996.51
270	Tobacco Settlement Fund	114,436.28	0.00	114,436.28	0.00	0.00	0.00	0.00	114,436.28
	<b>Total Operating Funds</b>	<b>\$ 25,530,320.82</b>	<b>\$ (13,449.32)</b>	<b>\$ 25,516,871.50</b>	<b>\$ 3,025,495.76</b>	<b>\$ (5,958,090.69)</b>	<b>\$ 5,575.04</b>	<b>\$ (2,927,019.89)</b>	<b>\$ 22,589,851.61</b>
<b>SPECIAL REVENUE FUNDS</b>									
230	CC-Records Mgmt. & Preservation	869,412.21	13,453.32	882,865.53	28,632.55	(727.25)	0.00	27,905.30	910,770.83
231	General Records Mgmt. & Preservation	49,985.16	(4.00)	49,981.16	1,588.52	(164.85)	0.00	1,421.67	51,402.83
232	CC-Records Archive Fee	718,334.36	0.00	718,334.36	28,965.93	(167,727.19)	0.00	(140,761.26)	577,573.10
234	Courthouse Security	73,790.23	0.00	73,790.23	5,037.68	(329.70)	(3,500.00)	1,207.98	74,998.21
235	Hotel and Motel Tax	385,267.02	0.00	385,267.02	30,996.44	(52,019.34)	0.00	(21,022.90)	364,244.12
236	Child Welfare	1,897.94	0.00	1,897.94	355.58	(194.49)	0.00	161.09	2,059.03
238	Crime Victims Services	5,933.53	0.00	5,933.53	43.18	(657.05)	0.00	(613.87)	5,319.66
239	Justice Court Technology	62,024.52	0.00	62,024.52	1,013.98	(2,230.00)	0.00	(1,216.02)	60,808.50
240	DC-Records Mgmt & Preservation	27,182.43	0.00	27,182.43	1,205.01	(1,967.31)	0.00	(762.30)	26,420.13
241	JP Building Security Fee	6,329.92	0.00	6,329.92	297.33	(803.40)	0.00	(506.07)	5,823.85
242	Elections Special	93,246.26	0.00	93,246.26	52.03	0.00	0.00	52.03	93,298.29
243	Guardianship	69,264.56	0.00	69,264.56	1,199.05	0.00	0.00	1,199.05	70,463.61
244	CC-Technology	9,100.70	0.00	9,100.70	132.40	0.00	0.00	132.40	9,233.10
245	DC-Technology	24,792.73	0.00	24,792.73	546.13	0.00	0.00	546.13	25,338.86
246	DC-Records Archive Fee	1,832.12	0.00	1,832.12	956.29	0.00	0.00	956.29	2,788.41
247	DC-CT Records Preservation	16,495.53	0.00	16,495.53	209.27	0.00	0.00	209.27	16,704.80
260	Law Library	88,692.32	0.00	88,692.32	3,125.34	(578.00)	0.00	2,547.34	91,239.66
305	Constable Forfeiture	1,282.27	0.00	1,282.27	0.75	0.00	0.00	0.75	1,283.02
402	Election - CARES Grant	4,427,295.15	0.00	4,427,295.15	2,470.65	(20.00)	0.00	2,450.65	4,429,745.80
	<b>Total Special Revenue Funds</b>	<b>\$ 6,932,158.96</b>	<b>\$ 13,449.32</b>	<b>\$ 6,945,608.28</b>	<b>\$ 104,826.11</b>	<b>\$ (227,418.58)</b>	<b>(\$3,500.00)</b>	<b>\$ (126,092.47)</b>	<b>\$ 6,819,515.81</b>
<b>OTHER FUNDS</b>									
250	Right of Way	881,741.58	0.00	881,741.58	521.20	0.00	0.00	521.20	882,262.78
281	Community Supervision & Corr.	251,159.83	0.00	251,159.83	44,161.64	(75,422.79)	0.00	(31,261.15)	219,898.68
290	Juvenile Probation Department	(16,617.56)	0.00	(16,617.56)	100,111.80	(37,643.20)	0.00	62,468.60	45,851.04
892	Historical Commission	54,138.97	0.00	54,138.97	551.84	(1,464.45)	5,000.00	4,087.39	58,226.36
	<b>Total Other Funds</b>	<b>\$ 1,170,422.82</b>	<b>\$ -</b>	<b>\$ 1,170,422.82</b>	<b>\$ 145,346.48</b>	<b>\$ (114,530.44)</b>	<b>\$ 5,000.00</b>	<b>\$ 35,816.04</b>	<b>\$ 1,206,238.86</b>
	<b>TOTAL BUDGETED FUNDS</b>	<b>\$ 33,632,902.60</b>	<b>\$ -</b>	<b>\$ 33,632,902.60</b>	<b>\$ 3,275,668.35</b>	<b>\$ (6,300,039.71)</b>	<b>\$ 7,075.04</b>	<b>\$ (3,017,296.32)</b>	<b>\$ 30,615,606.28</b>
<b>NON-BUDGETED AND NON-COUNTY FUNDS</b>									
890	Treasurer's State Fees	63,406.29	0.00	63,406.29	58,334.65	(85,487.12)	(7,075.04)	(34,227.51)	29,178.78
891	Payroll Fund	334,072.33	0.00	334,072.33	0.00	(334,167.41)	0.00	(334,167.41)	(95.08)
	<b>TOTAL NON-BUDGETED FUNDS</b>	<b>\$ 397,478.62</b>	<b>\$ -</b>	<b>\$ 397,478.62</b>	<b>\$ 58,334.65</b>	<b>\$ (419,654.53)</b>	<b>\$ (7,075.04)</b>	<b>\$ (368,394.92)</b>	<b>\$ 29,083.70</b>
	<b>TOTAL CASH IN POOLED ACCOUNTS</b>	<b>\$ 34,030,381.22</b>	<b>\$ -</b>	<b>\$ 34,030,381.22</b>	<b>\$ 3,334,003.00</b>	<b>\$ (6,719,694.24)</b>	<b>\$ -</b>	<b>\$ (3,385,691.24)</b>	<b>\$ 30,644,689.98</b>
<b>CASH IN BANK - POOLED CASH ACCOUNTS</b>									
890	AP Pooled Cash	724,051.41	0.00	724,051.41	264.21	(4,063,243.20)	4,295,000.00	232,021.01	956,072.42
890	Payroll Pooled Cash	776,049.52	0.00	776,049.52	139.89	(2,655,711.04)	2,725,000.00	69,428.85	845,478.37
890	Deposits Pooled Cash	16,805,895.56	0.00	16,805,895.56	3,319,016.19	0.00	(7,022,000.00)	(3,702,983.81)	13,102,911.75
890	CD Investments	14,203,571.35	0.00	14,203,571.35	13,960.47	0.00	0.00	13,960.47	14,217,531.82
890	CD Non-Depository	491,992.20	0.00	491,992.20	559.43	0.00	0.00	559.43	492,551.63
890	CDARS Investments	(0.00)	0.00	(0.00)	0.00	0.00	0.00	0.00	(0.00)
890	TexPool Pooled Investments	1,024,071.18	0.00	1,024,071.18	62.81	0.00	0.00	62.81	1,024,133.99
890	Jury Pooled Cash	4,750.00	0.00	4,750.00	0.00	(740.00)	2,000.00	1,260.00	6,010.00
	<b>TOTAL CASH IN BANK - POOLED CASH ACCOUNTS</b>	<b>\$ 34,030,381.22</b>	<b>\$ -</b>	<b>\$ 34,030,381.22</b>	<b>\$ 3,334,003.00</b>	<b>\$ (6,719,694.24)</b>	<b>\$ 0.00</b>	<b>\$ (3,385,691.24)</b>	<b>\$ 30,644,689.98</b>
								0.00	

KELLEY PAUL  
 COUNTY CLERK, WOOD COUNTY TX  
 2022 APR -5 PM 2:36

FUND CODE	FUND NAME	PRIOR-YEAR		REVISED		RECEIPTS	DISBURSEMENTS	TRANSFER IN/(OUT)	Net Change	CASH BALANCE 11/30/2021
		CASH BALANCE 9/30/2021	RECLASSES	CASH BALANCE 9/30/2021						
<b>CASH IN BANK - NON POOLED CASH ACCOUNTS - NON-BUDGE</b>										
<b>BANKTEXAS ACCOUNTS</b>										
200	Road & Bridge CD RRC Restricted	\$ 27,973.32	\$ -	\$ 27,973.32	\$ 23.38	\$ -	\$ -	\$ 23.38	\$ 27,996.70	
233	Sheriff's Forfeiture Fund (Budgeted)	1,920.01	0.00	1,920.01	10,545.00	(1,796.14)	0.00	8748.86	10,668.87	
401	Grant Fund	0.00	0.00	0.00	6,050.00	(6,050.00)	0.00	0.00	0.00	
601	Interest & Sinking	27,683.47	0.00	27,683.47	60.05	0.00	0.00	60.05	27,743.52	
895	Health Plan	387,190.47	0.00	387,190.47	597,748.56	(1,058,328.76)	694,955.32	234,375.12	621,565.59	
895	Health Plan CD	694,339.66	0.00	694,339.66	615.66	0.00	(694,955.32)	(694,339.66)	0.00	
895	Health Plan CDARS	0.00	0.00	0.00	0.00	0.00	0.00	0.00	0.00	
898	MRP/DPC Clearing	15,490.29	0.00	15,490.29	8,971.10	(7,047.00)	0.00	1,924.10	17,414.39	
	District Clerk Clearing	27,716.09	0.00	27,716.09	55,719.98	(59,465.59)	0.00	(3,745.61)	23,970.48	
	JP1 Clearing	9,180.85	0.00	9,180.85	29,412.36	(23,440.23)	0.00	5,972.13	15,152.98	
	JP2 Clearing	13,027.66	0.00	13,027.66	30,834.88	(33,720.99)	0.00	(2,886.11)	10,141.55	
	JP3 Clearing	6,733.17	0.00	6,733.17	9,588.03	(12,490.70)	0.00	(2,902.67)	3,830.50	
	JP4 Clearing	2,190.00	0.00	2,190.00	4,943.00	(6,553.00)	0.00	(1,610.00)	580.00	
	Treasurer's Credit Card	0.00	0.00	0.00	745.00	(745.00)	0.00	0.00	0.00	
	<b>TOTAL BANKTEXAS - NON POOLED CASH ACCOUNTS</b>	<b>\$ 1,213,444.99</b>	<b>\$ -</b>	<b>\$ 1,213,444.99</b>	<b>\$ 755,257.00</b>	<b>\$ (1,209,637.41)</b>	<b>\$ 0.00</b>	<b>\$ (454,380.41)</b>	<b>\$ 759,064.58</b>	
<b>TEXPOOL ACCOUNTS</b>										
601	Interest & Sinking	38,105.60	0.00	38,105.60	2.40	0.00	0.00	2.40	38,108.00	
895	Health Plan	1,214.02	0.00	1,214.02	0.00	0.00	0.00	0.00	1,214.02	
	<b>TOTAL TEXPOOL - NON POOLED CASH ACCOUNTS</b>	<b>\$ 39,319.62</b>	<b>\$ -</b>	<b>\$ 39,319.62</b>	<b>\$ 2.40</b>	<b>\$ 0.00</b>	<b>\$ 0.00</b>	<b>\$ 2.40</b>	<b>\$ 39,322.02</b>	
	<b>TOTAL CASH IN BANK - NON POOLED CASH ACCOUNTS</b>	<b>\$ 1,252,764.61</b>	<b>\$ -</b>	<b>\$ 1,252,764.61</b>	<b>\$ 755,259.40</b>	<b>\$ (1,209,637.41)</b>	<b>\$ 0.00</b>	<b>\$ (454,378.01)</b>	<b>\$ 798,386.60</b>	
	<b>TOTAL CASH IN BANK - ALL TREASURER'S ACCOUNTS</b>	<b>\$ 35,283,145.83</b>	<b>\$ -</b>	<b>\$ 35,283,145.83</b>	<b>\$ 4,089,262.40</b>	<b>\$ (7,929,331.65)</b>	<b>\$ 0.00</b>	<b>\$ (3,840,069.25)</b>	<b>\$ 31,443,076.58</b>	

Miscellaneous Information 0.00

Indebtedness as of 11/30/2021: \$0.00 Certificate of Obligation: None

RB Line of Credit-Railroad Commission \$25,000 CD Secured - Current Balance Available \$27,996

Bank Texas (including CDARS and ICS)	Cash Balance	\$ 29,887,068.94
Non-Depository Investments	Cash Balance	492,551.63
TexPool:	Cash Balance	1,083,456.01
<b>Total</b>		<b>\$ 31,463,076.58</b>

Bank Texas Interest Income:	\$ 3,546.87
Certificates of Deposit:	15,158.94
CDARS Interest Income:	0.00
TexPool Interest Income:	65.21
<b>Total Interest Income</b>	<b>\$ 18,771.02</b>

I, Becky S. Burford, County Treasurer, in and for the County of Wood, State of Texas, do hereby present the November 2021 Statement of Cash Accounts Activity, the attached Treasurer's Report of Cash Receipts and Disbursements, and the Report of Securities as true and correct statements, to the best of my knowledge, of accounts under the control of Wood County Treasurer and furthermore state that the fund balances are on deposit earning interest in accordance with the Wood County Investment Policy earning interest in accordance with the Wood County Depository Contract.

Presented, examined, and accepted at the regular term of Commissioners Court on this 5 day of March 2022:

Becky S. Burford  
Becky S. Burford, Wood County Treasurer

Lucy Hebroff  
Lucy Hebroff, County Judge

Virgil Holland, Jr.  
Virgil Holland, Jr. Commissioner Precinct 1


Jerry Gaskill  
Jerry Gaskill, Commissioner Precinct 2

Russell Adams  
Russell Adams, Commissioner Precinct 3

Russell Adams  
Russell Adams, Commissioner Precinct 4

Terr Sellers  
Terr Sellers, Auditor

ATTEST:  
Robby Price  
Robby Price, County Clerk



**WOOD COUNTY, TEXAS  
 RECAP OF FUNDS BY BANK ACCOUNTS  
 FOR THE YEAR-TO-DATE ENDING NOVEMBER 30, 2021**


Fund	Beginning Cash Balance	Y-T-D Receipts	Y-T-D Disbursements	Transfers	Ending Balance	BankTexas Quitman	Allocation of Cash			Total Cash
							BankTexas CDARS	Non-Depository Banks	TexPool	
200 Road & Bridge CD Restricted	\$ 27,973.32	\$23.38	\$0.00	\$0.00	\$27,996.70	\$27,996.70	\$0.00	\$0.00	\$0.00	\$27,996.70
233 Sheriff Forfeiture Fund	1,920.01	10,545.00	(1,796.14)	-	10,668.87	10,668.87	-	-	-	\$10,668.87
401 Texas Comm. Dev. Program	0.00	6,050.00	(6,050.00)	-	0.00	-	-	-	-	\$0.00
601 Interest and Sinking	65,789.07	62.45	-	-	65,851.52	27,743.52	-	-	38,108.00	\$65,851.52
890 Pooled Funds	19,334,817.67	3,319,483.10	(6,719,694.24)	-	15,934,606.53	14,910,472.54	-	-	1,024,133.99	\$15,934,606.53
890 Pooled CDs	14,695,563.55	14,519.90	-	-	14,710,083.45	14,217,531.82	(0.00)	492,551.63	-	\$14,710,083.45
895 Health Plan Fund	388,404.49	597,748.56	(1,058,328.76)	694,955.32	622,779.61	621,565.59	-	-	1,214.02	\$622,779.61
895 Health Plan CDs	694,339.66	615.66	-	(694,955.32)	0.00	-	-	-	-	\$0.00
898 MRP/DPC Clearing	15,490.29	8,971.10	(7,047.00)	-	17,414.39	17,414.39	-	-	-	\$17,414.39
District Clerk Clearing	27,716.09	55,719.98	(59,465.59)	-	23,970.48	23,970.48	-	-	-	\$23,970.48
JP1 Clearing	9,180.85	29,412.36	(23,440.23)	-	15,152.98	15,152.98	-	-	-	\$15,152.98
JP2 Clearing	13,027.66	30,834.88	(33,720.99)	-	10,141.55	10,141.55	-	-	-	\$10,141.55
JP3 Clearing	6,733.17	9,588.03	(12,490.70)	-	3,830.50	3,830.50	-	-	-	\$3,830.50
JP4 Clearing	2,190.00	4,943.00	(6,553.00)	-	580.00	580.00	-	-	-	\$580.00
Treasurer's Credit Card	0.00	745.00	-745.00	0.00	0.00	0.00	0.00	0.00	0.00	0.00
<b>Grand Total</b>	<b>\$ 35,283,145.83</b>	<b>\$ 4,089,262.40</b>	<b>\$ (7,929,331.65)</b>	<b>\$ -</b>	<b>\$ 31,443,076.58</b>	<b>\$ 29,887,068.94</b>	<b>\$ (0.00)</b>	<b>\$ 492,551.63</b>	<b>\$ 1,063,456.01</b>	<b>\$ 31,443,076.58</b>
	\$ -	0.00	0.00	0.00	0.00	\$ -	\$ -	\$ -	\$ -	0.00

KELLEY PRICE  
 COUNTY CLERK, WOOD COUNTY, TX  
 2022 APR -5 PM 2:36



WOOD COUNTY, TEXAS

INVESTMENT ACTIVITY FOR NOVEMBER 30, 2021

WOOD COUNTY, TEXAS											Accumulated		
INVESTMENT ACTIVITY FOR NOVEMBER 30, 2021											Accrued		
CD ID	Description	Bank	Acct	Maturity Date	Original Principal	Current Balance				Current Balance	This Month's	Accumulated	
						10/31/2021	Purchases/Deposits	Interest Credited	Withdrawals				
						11/30/2021			Unpaid Interest	Unpaid Interest			
16	*7485 DPC 12 MONTH	BTH	DPC	11/10/2022	\$ 500,000.00	\$ 556,370.11		\$ 283.52		\$ 556,653.63	\$ 72.44	\$ 72.44	
17	*7507 DPC 12 MONTH	BTH	DPC	11/10/2022	250,000.00	278,195.07		141.76		278,326.83	36.22	36.22	
18	*7523 HP 12 MONTH	BTH	HP		75,000.00	83,455.49		49.39	(83,504.88)	0.00	0.00	0.00	
58	*182 DPC 365 DAY	CNB	DPC	10/15/2022	124,200.00	121,551.48		0.00		121,551.48	18.31	39.12	
59	*183 DPC 365 DAY	CNB	DPC	10/15/2022	124,200.00	119,921.07		0.00		119,921.07	18.07	38.60	
60	*884 DPC 365 DAY	FNBW	DPC	10/16/2022	117,500.00	125,539.54		0.00		125,539.54	22.71	47.47	
61	*885 DPC 365 DAY	FNBW	DPC	10/16/2022	117,500.00	125,539.54		0.00		125,539.54	22.71	47.47	
123	CD 24 month	BTH	DPC	08/13/2022	500,000.00	552,878.10		422.61		553,300.71	245.57	245.57	
124	CD 24 month	BTH	DPC	08/13/2022	500,000.00	552,878.10		422.61		553,300.71	245.57	245.57	
211	CD 24 month	BTH	DPC	10/03/2022	500,002.00	520,939.13		128.45		521,067.58	119.91	119.91	
212	CD 24 month	BTH	DPC	10/03/2022	500,003.00	520,940.17		128.45		521,068.62	119.91	119.91	
214	CD 24 month	BTH	DPC	10/31/2022	500,003.00	520,940.14		103.47		521,043.61	3.58	3.58	
215	CD 12 month	BTH	DPC	11/06/2022	850,003.00	872,416.98		444.57		872,861.55	125.54	125.54	
216	CD 12 month	BTH	HP		300,001.00	307,911.80		186.45	(308,098.25)	0.00	0.00	0.00	
218	CD 12 month	BTH	DPC	08/21/2022	875,000.00	897,387.78		190.54		897,578.32	61.47	61.47	
219	CD 12 month	BTH	DPC	08/21/2022	875,001.00	897,388.78		190.54		897,579.32	61.47	61.47	
220	CD 12 month	BTH	DPC	04/07/2022	850,004.00	860,050.76		255.66		860,306.42	189.73	189.73	
221	CD 12 month	BTH	DPC	04/07/2022	850,005.00	860,051.78		255.66		860,307.44	189.73	189.73	
222	CD 12 month	BTH	DPC	05/07/2022	850,006.00	859,805.45		255.59		860,061.04	197.93	197.93	
223	CD 24 month	BTH	DPC	05/07/2022	500,004.00	508,153.32		492.00		508,645.32	381.27	381.27	
224	CD 12 month	BTH	DPC	08/10/2022	850,007.00	859,550.98		255.51		859,806.49	173.13	173.13	
225	CD 24 month	BTH	DPC	06/10/2022	500,005.00	507,684.77		491.53		508,156.30	333.29	333.29	
226	CD 12 month	BTH	DPC	07/10/2022	850,008.00	859,182.39		218.91		859,401.30	148.33	148.33	
227	CD 24 month	BTH	DPC	07/10/2022	500,006.00	507,190.52		491.07		507,681.59	332.98	332.98	
228	CD 12 month	BTH	HP		300,002.00	303,240.03		112.16	(303,352.19)	0.00	0.00	0.00	
228A	CD 12 month	BTH	DPC	08/20/2022	850,009.00	857,174.49		182.00		857,356.49	64.59	64.59	
229	CD 12 month	BTH	DPC	08/20/2022	850,010.00	857,175.49		182.00		857,357.49	64.59	64.59	
230	CD 24 month	BTH	DPC	08/20/2022	500,007.00	505,284.83		386.23		505,671.06	137.15	137.15	
Restricted	RB CD *1703 RRC	BTH*	DPC	03/26/2022	25,000.00	27,984.82		11.88		27,996.70	1.91	1.91	
<b>Total CDs</b>					\$ 14,983,486.00	\$ 15,426,752.91	\$ -	\$ 6,282.56	\$ (694,955.32)	\$ 14,738,080.15	\$ 3,388.09	\$ 3,478.95	
<b>TEXPOOL</b>					WAM	231		(0.00)		0.00	0.00	0.00	
Deposit Pooled Cash		TxP	DPC			\$ 1,024,101.94		\$ 32.05	\$ -	\$ 1,024,133.99	n/a	n/a	
Interest & Sinking		TxP	I&S			38,106.80		1.20		38,108.00	n/a	n/a	
Health Plan		TxP	HP			1,214.02		0.00		1,214.02	n/a	n/a	
<b>Total Pools</b>						\$ 1,063,329.46	\$ -	\$ 33.25	\$ -	\$ 1,063,456.01			
<b>Insured Cash Sweeps Accounts</b>													
Deposit Pooled Cash		BTH*		Daily	n/a	\$ 12,384,448.32	\$ 2,495,771.51	\$ 1,375.01	\$ (3,658,417.17)	11,225,177.67	n/a	n/a	
Accounts Payable Cash		BTH*		Daily	n/a	966,966.03	1,693,013.62	163.29	(1,858,904.32)	800,238.62	n/a	n/a	
Payroll Cash		BTH*		Daily	n/a	516,860.42	971,391.69	103.39	(1,218,142.96)	270,212.54	n/a	n/a	
Health Plan		BTH*		Daily	n/a	125,984.21	928,945.85	27.70	(153,672.78)	899,284.98	n/a	n/a	
<b>Total Sweeps</b>						\$ 13,994,258.98	\$ 6,087,122.67	\$ 1,669.39	\$ (6,888,137.23)	13,194,913.81			
<b>Total Investments</b>					Total WAM day:	216	\$ 30,484,341.35	\$ 6,087,122.67	\$ 7,985.20	\$ (7,583,092.55)	\$ 28,996,449.97	\$ 3,388.09	\$ 3,478.95
										<b>Investments By Type</b>			
										BT - Traditional CD	\$ 14,217,531.82	49.03%	
										BT - CDARS		0.00%	
										Non-Depository CD	492,551.63	1.70%	
										BT-Restricted CD	27,996.70	0.10%	
										BT-ICS *	13,194,913.81	45.51%	
										Money Market Accts	0.00	0.00%	
										Pools	1,063,456.01	3.67%	
										<b>Total</b>	\$ 28,996,449.97	100.00%	
											0.00		
* Does not include in-transit items which can be either positive or negative.													
Note BT* - BankTexas is the county's placement bank for both CDARS and ICS accounts into other FDIC covered banks. For bank details use Supplement Investment Schedule.													
I hereby submit the above report in addition to attached Supplement Investment Schedule as the written report of investment transactions for all invested funds held by Wood County Treasurer for period shown above and certify that these investments are in compliance with the local investment policy and Public Funds Investment Act.													
 Becky S. Burford, Wood County Treasurer Wood County Investment Officer													
02/22/2022													

COUNTY CLERK  
 2022 APR -5 PM 2:37  
 2071

**WOOD COUNTY, TEXAS**  
**Supplement Investment Schedule**  
**Summary of FDIC-Insured Institutions**  
**Outside of Depository Bank**  
**11/30/2021**

2022 APR -5 PM 2:37  
 COUNTY CLERK  
 KELLEY P. ...

Bank	Location	Balance	Reference	Recap By Type	
City National Bank	Quitman, TX	\$ 241,475.55	CD 58& 59		
3719 First National Bank-Winnsboro, TX	Winnsboro, TX	251,079.08	CD 60& 61	\$ 492,554.63	Non-Depository
American Commercial Bank & Trust	Ottawa, IL	248,380.62	ICS-DPC	\$ 13,687,468.44	Insured Cash Sweeps
34589 Atlantic Union Bank	Richmond, VA	248,380.62	ICS-DPC		
4214 BOKF, National Association	Tulsa, OK	248,365.45	ICS-DPC		
3514 Bank of the West	San Francisco, CA	248,356.24	ICS-DPC		
17514 Banterra Bank	Marion, IL	248,365.31	ICS-DPC		
19581 Bell Bank	Fargo, ND	248,380.62	ICS-DPC		
12923 Bremer Bank, National Association	South St. Paul, MN	13.41	ICS-DPC		
58823 CapStar Bank	Nashville, TN	248,380.62	ICS-DPC		
11241 Centennial Bank	Conway, AR	248,380.62	ICS-DPC		
57957 Citizens Bank, National Association	Providence, RI	248,380.62	ICS-DPC		
20234 City National Bank of Florida	Miami, FL	248,380.62	ICS-DPC		
58410 Cross River Bank	Teaneck, NJ	248,380.62	ICS-DPC		
58648 CrossFirst Bank	Leawood, KS	248,380.62	ICS-DPC		
12054 Emigrant Bank	New York City, NY	248,380.62	ICS-DPC		
25858 Equity Bank	Andover, KS	248,380.62	ICS-DPC		
12229 First Bank	Creve Coeur, MO	248,380.62	ICS-DPC		
10248 First International Bank & Trust	Watford City, ND	248,380.62	ICS-DPC		
5452 First National Bank of Omaha	Omaha, NE	248,380.62	ICS-DPC		
8663 FirstBank	Nashville, TN	48,065.68	ICS-DPC		
7551 Fulton Bank, N.A.	Lancaster, PA	248,380.62	ICS-DPC		
29546 Great Southern Bank	Reeds Spring, MO	248,380.62	ICS-DPC		
32974 Gulf Coast Bank and Trust Company	New Orleans, LA	248,380.62	ICS-DPC		
14650 Hills Bank and Trust Company	Hills, IA	0.89	ICS-DPC		
27811 Independent Bank-Ionia	Ionia, MI	248,380.62	ICS-DPC		
19977 Israel Discount Bank of New York	New York City, NY	11.87	ICS-DPC		
17534 KeyBank National Association	Cleveland, OH	248,380.62	ICS-DPC		
19531 Machias Savings Bank	Machias, ME	248,380.62	ICS-DPC		
4063 MidFirst Bank	Oklahoma City, OK	4.08	ICS-DPC		
33458 Monona Bank	Monona, WI	248,380.62	ICS-DPC		
18429 Morton Community Bank	Morton, IL	248,380.62	ICS-DPC		
16022 New York Community Bank	Westbury, NY	248,380.62	ICS-DPC		
28178 Northwest Bank	Warren, PA	248,364.90	ICS-DPC		
24045 Pacific Western Bank	Beverly Hills, CA	248,380.62	ICS-DPC		
18569 Peoples State Bank	Wausau, WI	248,380.59	ICS-DPC		
10634 Pinnacle Bank - Omaha, NE	Omaha, NE	248,380.62	ICS-DPC		
35583 Pinnacle Bank - Nashville, TN	Nashville, TN	248,380.62	ICS-DPC		
34211 Platte Valley Bank	Scottsbluff, NE	248,380.62	ICS-DPC		
29845 Premier Bank	Youngstown, OH	248,380.62	ICS-DPC		
12010 Provident Bank	Jersey City, NJ	0.87	ICS-DPC		
4160 Regent Bank	Nowata, OK	248,380.62	ICS-DPC		
9712 Rockland Trust Company	Rockland, MA	14.28	ICS-DPC		
18983 River City Bank	Sacramento, CA	248,380.62	ICS-DPC		
4865 Sandy Spring Bank	Olney, MD	248,380.62	ICS-DPC		
3890 Simmons Bank	Pine Bluff, AR	248,380.62	ICS-DPC		
57358 Stifel Bank	Clayton, MO	248,380.62	ICS-DPC		
873 Synovus Bank	Columbus, GA	248,360.51	ICS-DPC		
34383 Texas Capital Bank, N.A.	Dallas, TX	248,380.62	ICS-DPC		
58581 Texas Partners Bank	San Antonio, TX	248,380.62	ICS-DPC		
5969 The Farmers & Merchants State Bank	Archbold, OH	248,380.62	ICS-DPC		
58457 TriState Capital Bank	Pittsburgh, PA	17.81	ICS-DPC		
9846 Truist Bank	Charlotte, NC	248,380.62	ICS-DPC		
22858 United Bank - Fairfax	Fairfax, VA	248,380.62	ICS-DPC		
9396 Valley National Bank	Wayne, NJ	248,380.62	ICS-DPC		
57512 Western Alliance Bank	Phoenix, AZ	11.60	ICS-DPC		
35546 Axos Bank	San Diego, CA	12.27	ICS-AP		
4214 BOKF, National Association	Tulsa, OK	15.16	ICS-AP		
3514 Bank of the West	San Francisco, CA	6.43	ICS-AP		
17514 Banterra Bank	Marion, IL	15.31	ICS-AP		
8663 FirstBank	Nashville, TN	4.02	ICS-AP		
14650 Hills Bank and Trust Company	Hills, IA	1.02	ICS-AP		
3076 Independent Bank	McKinney, TX	248,375.03	ICS-AP		
19977 Israel Discount Bank of New York	New York City, NY	2.71	ICS-AP		
8056 Merchants Bank of Indiana	Carmel, IN	55,046.51	ICS-AP		
4063 MidFirst Bank	Oklahoma City, OK	248,376.53	ICS-AP		
28178 Northwest Bank	Warren, PA	11.00	ICS-AP		
9712 Rockland Trust Company	Rockland, MA	248,368.33	ICS-AP		
58457 TriState Capital Bank	Pittsburgh, PA	0.09	ICS-AP		



**WOOD COUNTY, TEXAS**  
**Supplement Investment Schedule**  
**Summary of FDIC-Insured Institutions**  
**Outside of Depository Bank**  
**11/30/2021**

	<b>Bank</b>	<b>Location</b>	<b>Balance</b>	<b>Reference</b>
29566	United Fidelity Bank, fsb	Evansville, IN	1.73	ICS-AP
57512	Western Alliance Bank	Phoenix, AZ	4.48	ICS-AP
12923	Bremer Bank, National Association	South St. Paul, MN	248,354.89	ICS-HP
58696	FirstBank	Nashville, TN	154,219.27	ICS-HP
58366	Provident Bank	Jersey City, NJ	248,353.37	ICS-HP
873	Synovus Bank	Columbus, GA	0.55	ICS-HP
	TriState Capital Bank	Pittsburgh, PA	248,355.10	ICS-HP
10958	Western Alliance Bank	Phoenix, AZ	1.80	ICS-HP
3514	Bank of the West	San Francisco, CA	15.17	ICS-PAY
14078	Bremer Bank, National Association	South St. Paul, MN	12.31	ICS-PAY
11329	Farmers-Merchants Bank of Illinois	Joy, IL	17.56	ICS-PAY
8663	FirstBank	Nashville, TN	46,090.54	ICS-PAY
14650	Hills Bank and Trust Company	Hills, IA	30,713.63	ICS-PAY
27811	Independent Bank	McKinney, TX	0.48	ICS-PAY
8056	Merchants Bank of Indiana	Carmel, IN	193,334.09	ICS-PAY
12010	Provident Bank	Jersey City, NJ	0.14	ICS-PAY
30337	Synovus Bank	Columbus, GA	19.54	ICS-PAY
58457	TriState Capital Bank	Pittsburgh, PA	4.55	ICS-PAY
	Western Alliance Bank	Phoenix, AZ	4.53	ICS-PAY
			<b>\$ 13,687,468.44</b>	

**WOOD COUNTY, TEXAS**  
**Supplement Investment Schedule**  
**Summary of FDIC-Insured Institutions**  
**Outside of Depository Bank By Bank**  
**11/30/2021**

2022 APR -5 PM 2:37  
 KELLEY PAUL  
 COUNTY CLERK, WOOD CO TX

<u>Bank</u>	<u>Location</u>	<u>Balance</u>
American Commercial Bank & Trust		\$ 248,380.62
Atlantic Union Bank		248,380.62
Axos Bank		12.27
Bank of the West		248,377.84
Banterra Bank		248,380.62
Bell Bank		248,380.62
BOKF, National Association		248,380.61
Bremer Bank, National Association		248,380.61
CapStar Bank		248,380.62
Centennial Bank		248,380.62
Citizens Bank, National Association		248,380.62
City National Bank		241,475.55
City National Bank of Florida		248,380.62
Cross River Bank		248,380.62
CrossFirst Bank		248,380.62
Emigrant Bank		248,380.62
Equity Bank		248,380.62
Farners-Merchants Bank of Illinois		17.56
First Bank		248,380.62
First International Bank & Trust		248,380.62
First National Bank of Omaha		248,380.62
First National Bank-Winnsboro, TX	PLEDGES	251,079.08
FirstBank		248,379.51
Fulton Bank, N.A.		248,380.62
Great Southern Bank		248,380.62
Gulf Coast Bank and Trust Company		248,380.62
Hills Bank and Trust Company		30,715.54
Independent Bank		248,375.51
Independent Bank-Ionia		248,380.62
Israel Discount Bank if New York		11.87
Isreal Discount Bank of New York		2.71
KeyBank National Association		248,380.62
Machias Savings Bank		248,380.62
Merchants Bank of Indiana		248,380.60
MidFirst Bank		248,380.61
Monona Bank		248,380.62
Morton Community Bank		248,380.62
New York Community Bank		248,380.62
Northwest Bank		248,375.90
Pacific Western Bank		248,380.62
Peoples State Bank		248,380.59
Pinnacle Bank - Nashville, TN		248,380.62
Pinnacle Bank - Omaha, NE		248,380.62
Platte Valley Bank		248,380.62
Premier Bank		248,380.62
Provident Bank		248,354.38

**WOOD COUNTY, TEXAS**  
**Supplement Investment Schedule**  
**Summary of FDIC-Insured Institutions**  
**Outside of Depository Bank By Bank**  
**11/30/2021**

2022 APR -5 PM 2:37  
 COUNTY CLERK  
 KENLEY PAUL  
 WOOD COUNTY TEXAS

<u>Bank</u>	<u>Location</u>	<u>Balance</u>
Regent Bank		248,380.62
River City Bank		248,380.62
Rockland Trust Company		248,380.61
Sandy Spring Bank		248,380.62
Simmons Bank		248,380.62
Stifel Bank		248,380.62
Synovus Bank		248,380.60
Texas Capital Bank, N.A.		248,380.62
Texas Partners Bank		248,380.62
The Farmers & Merchants State Bank		248,380.62
TriState Capital Bank		248,377.55
Truist Bank		248,380.62
United Bank - Fairfax		248,380.62
United Fidelity Bank, fsb		1.73
Valley National Bank		248,380.62
Western Alliance Bank		22.41
<b>Grand Total</b>		<b>\$ 13,935,849.06</b>

**SECURITIES PLEDGED TO WOOD COUNTY, TEXAS**

**Report as of November 30, 2021**

Pledge Date	Description		CUSIP	Maturity Date	Current Par	Market Value 31-Oct-21	Market Value 30-Nov-21	
02/07/2013	Ferris TX	Frost/BTH	315669CU0	03/01/2022	110,000	110,323	110,310	
08/27/2019	Carthage Tx	Frost/BTH	146717NZ2	08/15/2023	590,000	618,497	616,367	
01/09/2019	Randall Co. TX	Frost/BTH	752278KH3	08/01/2025	415,000	452,620	450,848	
08/19/2019	Pearson PL Road Dist Tx	Frost/BTH	7051TAK9	08/15/2027	200,000	224,542	223,938	
05/31/2017	Wylie-Ref Tx	Frost/BTH	983064TW6	02/15/2029	625,000	630,138	628,788	
01/03/2018	FHLMC	Frost/BTH	3132LKA34	10/01/2030	1,346,024	1,442,633	1,417,266	
	Fort Worth 15 High LTV	Frost/BTH	3132LKA34	10/01/2030	1,000,000	1,205,180	1,203,450	
	Plano ISD-Bldg TX	Frost/BTH	727199YK1	02/15/2031	1,000,000	1,129,840	1,125,200	
02/10/2020	Pleasant Grv ISD - Unref Tx	Frost/BTH	728292HV8	02/15/2031	350,000	365,263	363,986	
12/31/2020	Lake Travis ISD-REF	Frost/BTH	511074SG2	02/15/2034	1,000,000	1,137,940	1,139,510	
12/31/2020	Tyler ISD-REF	Frost/BTH	902273WK3	02/15/2034	1,000,000	1,105,020	1,104,650	
01/04/2019	Denton Util Sys TX	Frost/BTH	249015C89 #2	12/01/2034	500,000	589,880	590,465	
	Temple TX Indep Sch D TX	Frost/BTH	88081PC2	02/01/2035	1,000,000	1,112,480	1,107,720	
	Conroe ISD - REF TX	Frost/BTH	208418F24	02/15/2035	1,000,000	1,134,230	1,136,310	
	Waller ISD -REF TX	Frost/BTH	932493GN3	02/15/2035	1,000,000	1,115,000	1,110,690	
	Waller ISD -REF TX	Frost/BTH	932493GN3	02/15/2035	1,000,000	1,115,000	1,110,690	
12/31/2020	McKinney-REF-W/S REV	Frost/BTH	581714YJ5	03/15/2035	1,350,000	1,596,443	1,601,694	
12/31/2020	Corpus Christi ISD TX	Frost/BTH	2201477J5	08/15/2035	1,215,000	1,460,637	1,465,861	
12/31/2020	Fort Bend ISD-A TX	Frost/BTH	346843SP1	08/15/2035	625,000	751,356	754,044	
01/04/2019	Newark Hgr Edu-A-REF TX	Frost/BTH	650346BN8	08/15/2035	500,000	545,265	543,185	
10/02/2019	Longview- IMPT TX	Frost/BTH	543247Y53	09/01/2035	2,000,000	2,288,980	2,313,040	
01/04/2019	Jourdanton ISD-GLDG TX	Frost/BTH	481124EA9	02/15/2036	535,000	636,366	632,921	
11/15/2019	Crowley ISD-B-REF TX	Frost/BTH	228130DU1	08/01/2036	1,000,000	1,169,960	1,160,440	
11/15/2019	San Antonio ISD-A-REF TX	Frost/BTH	796269XV5	08/01/2036	1,000,000	1,129,650	1,125,660	
11/15/2019	Buda TX	Frost/BTH	118828HC9	08/15/2036	1,000,000	1,112,550	1,107,830	
01/04/2019	Lubbock Cooper ISD TX	Frost/BTH	549108SC3	02/15/2037	530,000	600,204	601,969	
01/03/2018	Conroe-A-CTFS Oblig TX	Frost/BTH	208399G82	03/01/2037	420,000	469,627	473,159	
11/15/2019	Austin ISD TX	Frost/BTH	052430PT6	08/01/2037	1,115,000	1,332,369	1,326,538	
11/15/2019	Hutto - CTFS Oblig Tx	Frost/BTH	448474PM2	08/01/2037	1,000,000	1,121,050	1,125,100	
10/02/2019	Forney ISD-REF TX	Frost/BTH	346425BZ3	08/15/2037	1,255,000	1,495,998	1,489,597	
					<b>\$25,681,024</b>	<b>\$29,199,041</b>	<b>\$29,161,226</b>	
					0	0	0	
	<b>Total BankTexas Account Balances as of report date</b>						21,391,209	21,065,770
						137%	138%	
	* plus \$250,000 FDIC coverage							

KELLER FRED CO TX  
 COUNTY CLERK, WOOD COUNTY, TEXAS  
 2022 APR -5 PM 2:31